

Austin Animal Center

Monthly Report







January 2014

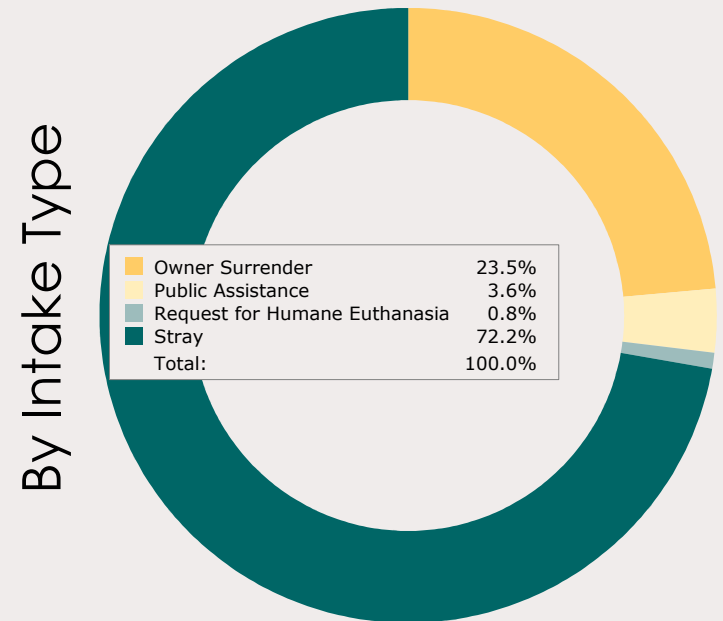
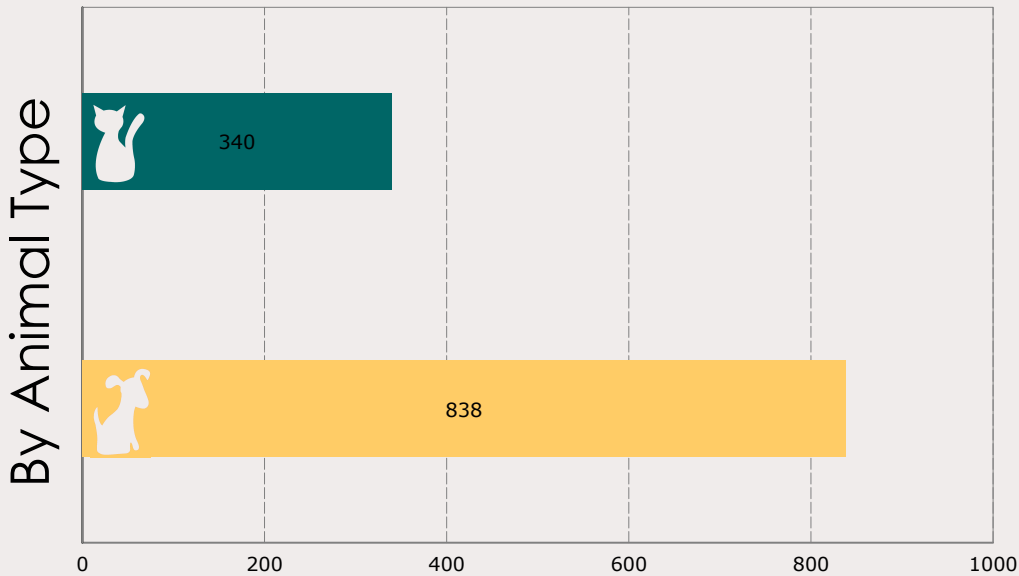
City of Austin
Animal Services Office, Austin Animal Center
7201 Levander Loop Bldg A, Austin, TX 78702



January 2014 Intakes



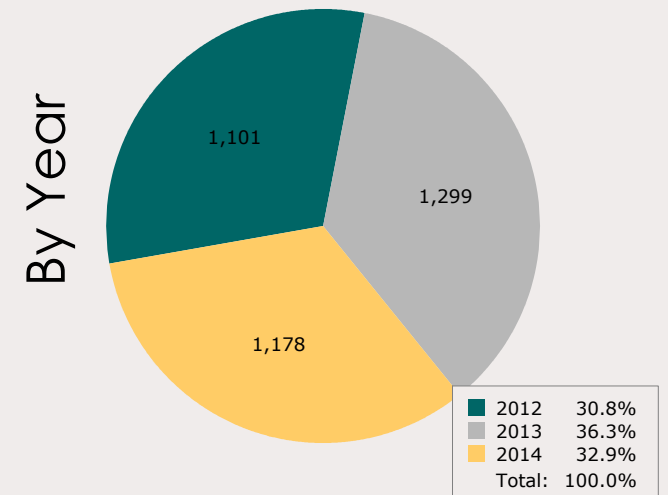
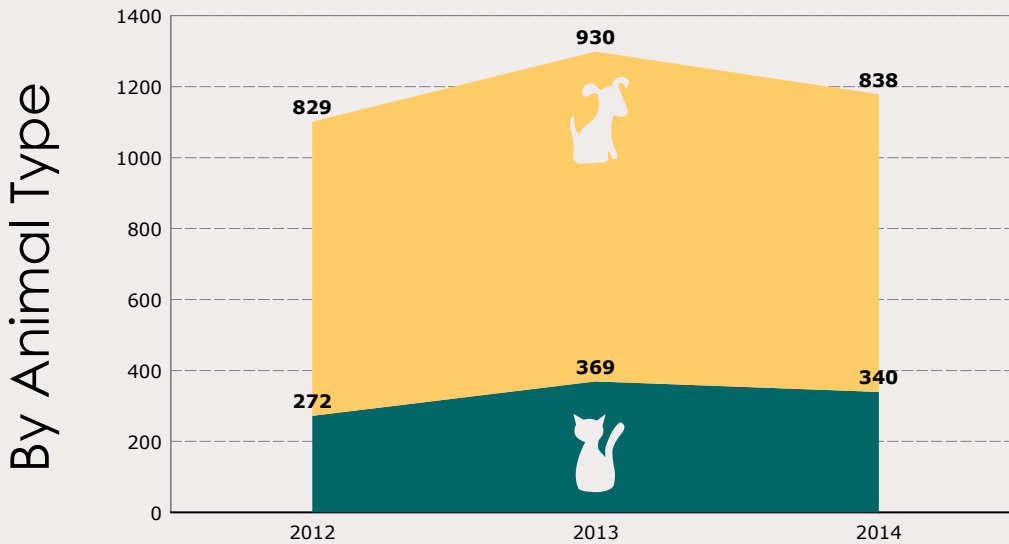
	 Neonatal Kitten	 Kitten	 Adult Cat	 Neonatal Puppy	 Puppy	 Adult Dog	Total
Neonatal Kitten/Puppy: < 6 weeks old Kitten/Puppy: >= 6 weeks old & < 1 year old Adult Cat/Dog: >= 1 year old							
Owner Surrender	1	38	63	15	46	114	277
Public Assistance	0	6	7	0	2	27	42
Request for Humane Euthanasia	0	0	3	0	0	6	9
Stray	13	78	131	20	143	465	850
Total	14	122	204	35	191	612	1,178



January 2012 to 2014 Intakes









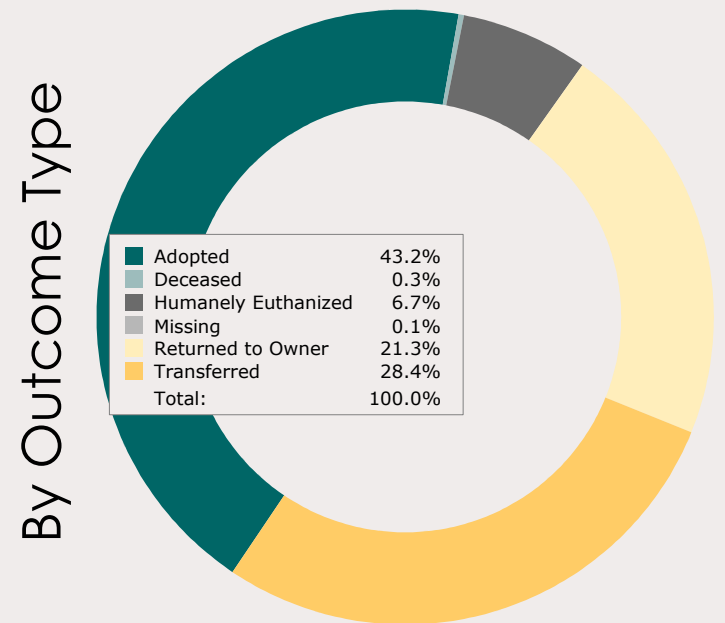
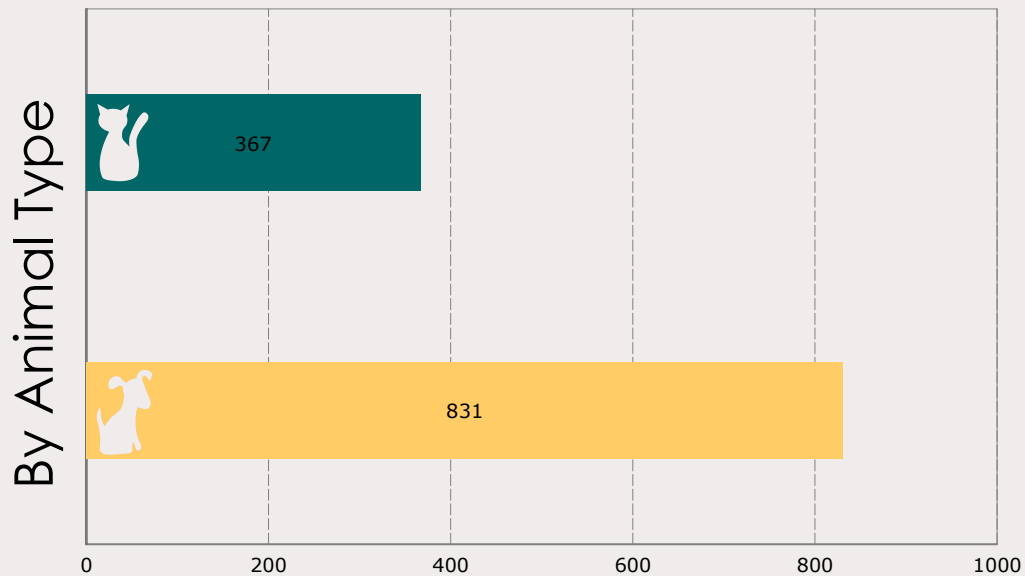
	2012			2013			2014		
	Cats	Dogs	Total	Cats	Dogs	Total	Cats	Dogs	Total
Owner Surrender	73	200	273	133	226	359	102	175	277
Public Assistance	41	35	76	10	43	53	13	29	42
Request for Humane Euthanasia	0	2	2	3	6	9	3	6	9
Stray	158	592	750	223	655	878	222	628	850
Total	272	829	1,101	369	930	1,299	340	838	1,178



January 2014 Outcomes



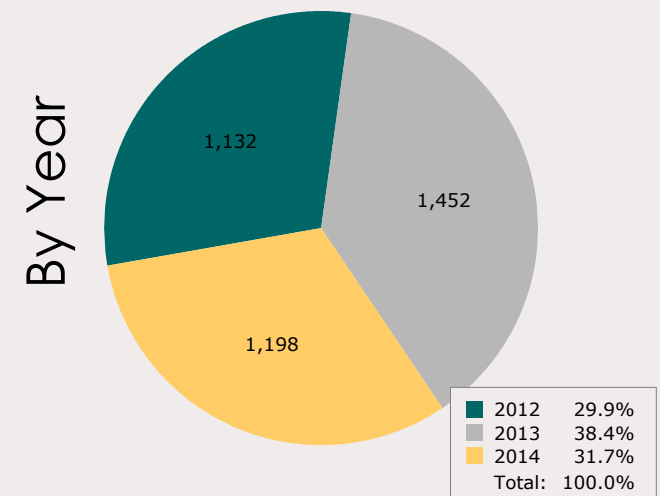
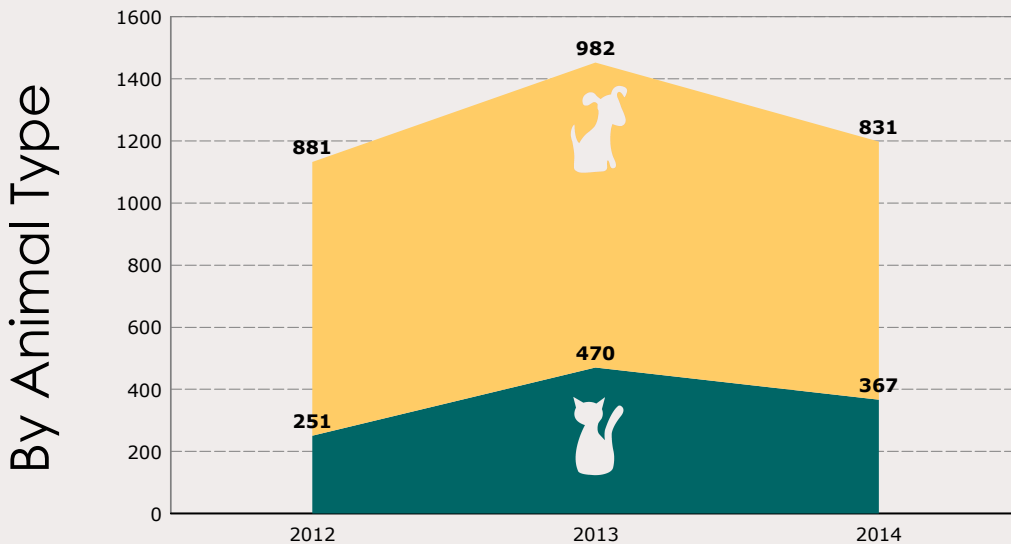
	 Neonatal Kitten	 Kitten	 Adult Cat	 Neonatal Puppy	 Puppy	 Adult Dog	Total
Neonatal Kitten/Puppy: < 6 weeks old Kitten/Puppy: >= 6 weeks old & < 1 year old Adult Cat/Dog: >= 1 year old							
Adopted	0	98	61	0	132	227	518
Deceased	0	1	0	0	1	2	4
Humanely Euthanized	3	9	22	1	3	42	80
Missing	0	0	0	0	0	1	1
Returned to Owner	0	7	30	0	19	199	255
Transferred	5	48	83	15	59	130	340
Total	8	163	196	16	214	601	1,198



January 2012 to 2014 Outcomes



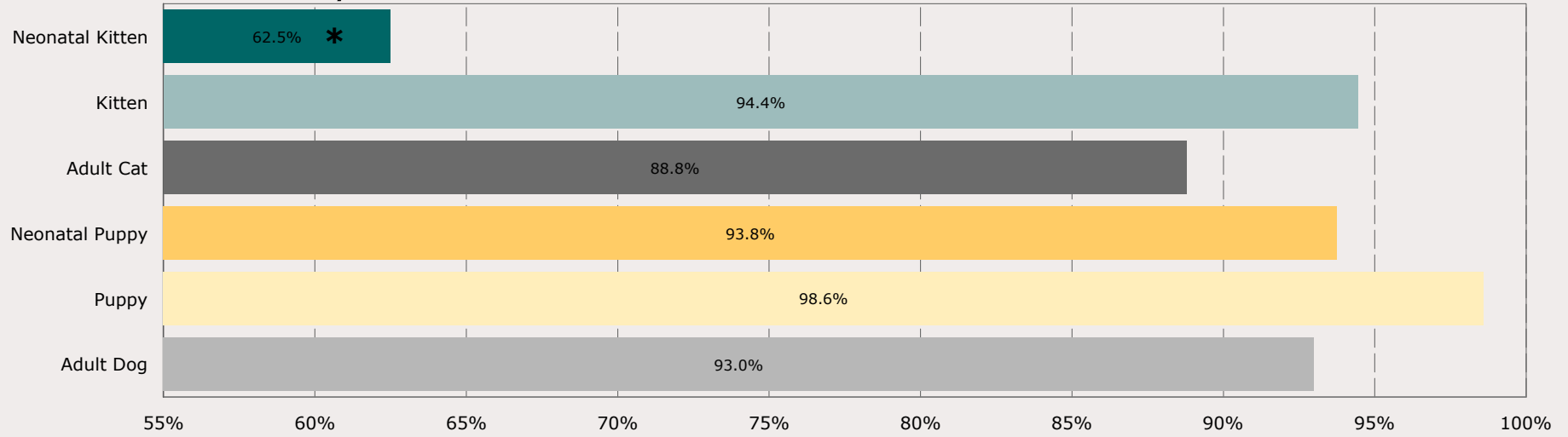
	2012			2013			2014		
	Cats	Dogs	Total	Cats	Dogs	Total	Cats	Dogs	Total
Adopted	123	382	505	259	360	619	159	359	518
Deceased	1	4	5	4	1	5	1	3	4
Humanely Euthanized	29	55	84	38	70	108	34	46	80
Missing	0	0	0	0	0	0	0	1	1
Returned to Owner	29	222	251	32	270	302	37	218	255
Transferred	69	218	287	137	281	418	136	204	340
Total	251	881	1,132	470	982	1,452	367	831	1,198



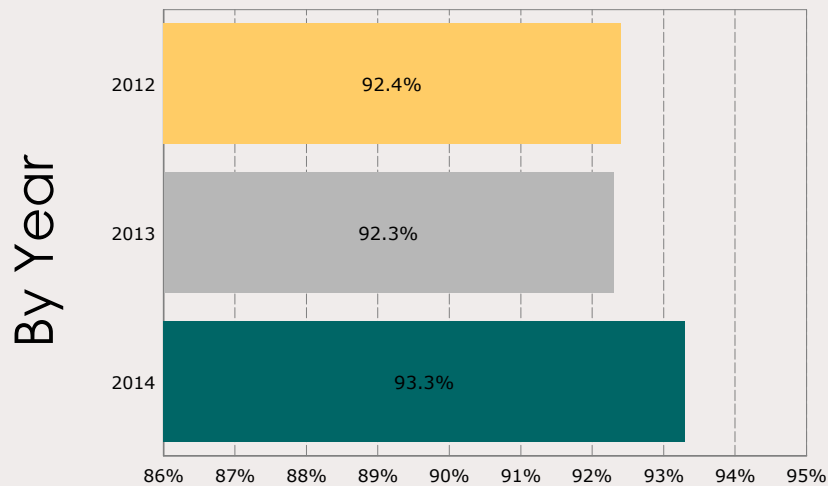
January 2012 to 2014 Total Live Outcome Rates



January 2014 Total Live Outcome Rate: **93.29%**



*Out of 8 Total Neonatal Kitten Outcomes



By Year & Animal Type

