

Mental Health Screening

2016 RSR Instruction Manual:

Required for HIV-positive clients with service visits in the following categories:

Outpatient/ambulatory medical care services

XML Variable Name:

ScreenedMentalHealthID

Description:

Mental health screenings include the use of brief structured instruments or commonly used questions to assess potential mental health problems. Screenings are designed to determine whether the client present signs or symptoms of a mental health problem and if the client should be referred to a mental health professional. Screens are not diagnostic tools and, although typically administered by a mental health professional, may be administered by trained health care professionals in other medical/clinical disciplines.

Was a mental health screening conducted for the client during this reporting period?

- **Yes**-See Section A and B
- **No**- No data entry or blank field-See Sections A and B
- **Not Medically Indicated**-See Section C

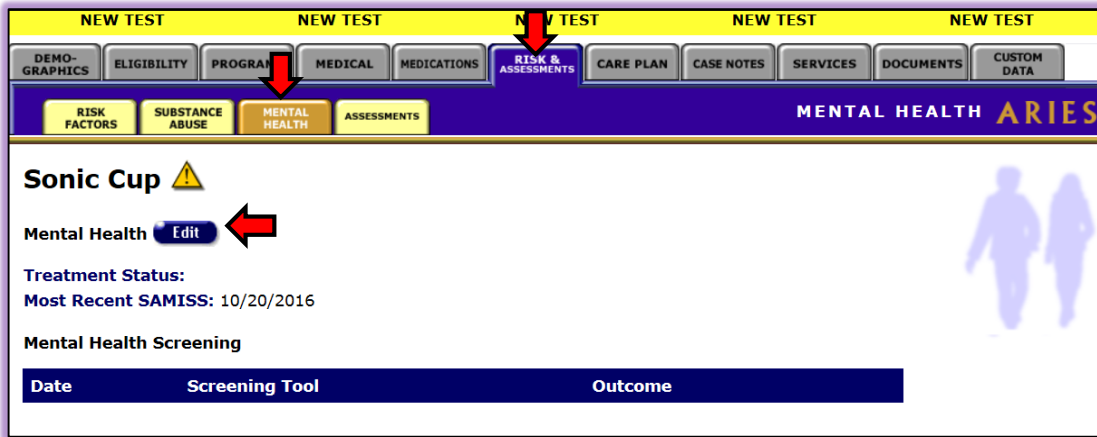
ARIES

There are three sections in ARIES to consider for Mental Health Screening.

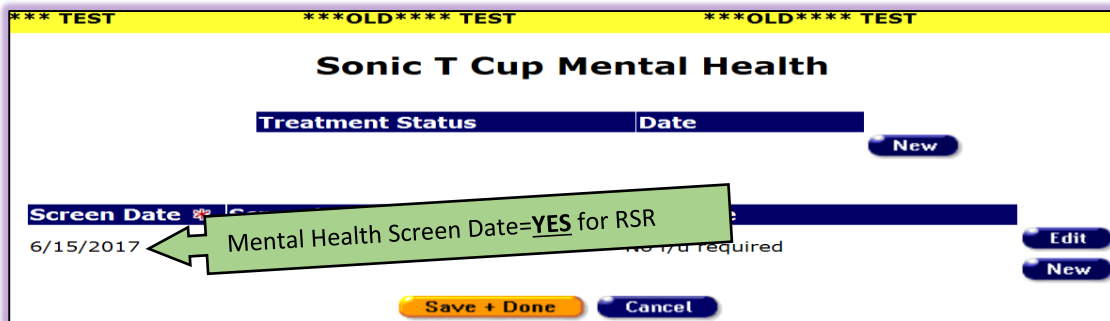
- A. **Risk & Assessments tab-Mental Health subtab**
- B. **Risk & Assessments tab-Assessments subtab**
- C. **Custom Data tab**

A. Risk & Assessments/Mental Health:

1. After logging in to ARIES, select the desired client/patient and click on the “Risk & Assessments” tab.
2. Next, select the “Mental Health” subtab.



3. Click on the “Edit” button which takes the user to the Mental Health Edit screen as seen below:



- Click on the “New” button as indicated above. The “Screen Date*” field if populated, would be sufficient for capturing Mental Health screening for the 2017 reporting year (calendar year 1/1/2017-12/31/2017). The user may want to fill in the “Screening Tool” and “Outcome” but is not required for the 2017 RSR.
- Click on “Save + Done” to save your data.

- The above example shows a blank field for Mental Health Screen Date. Since there is no date, this would be counted as a “No” for the RSR reporting period.

B. Risk & Assessments/Assessments:

- After logging in to ARIES, select the desired client/patient and click on the “Risk & Assessments” tab.
- Next, select the “Assessments” subtab.

- Click on the “New” button which takes the user to the SAMISS Assessment Part 1 edit screen as seen below.

- A date in this section would be sufficient for capturing Mental Health Screening for the 2017 reporting year (calendar year 1/1/2017-12/31/2017). Please enter a date that falls within this time frame.
- Click on **“Save + Next”** to advance to the Part 2 edit screen seen below.

10. In the past year, was there ever a time when you felt sad, blue, or depressed for more than 2 weeks in a row?

11. In the past year, was there ever a time lasting more than 2 weeks when you lost interest in most things like hobbies, work, or activities that usually give you pleasure?

12. In the past year, did you ever have a period lasting more than 1 month when most of the time you felt worried and anxious?

13. In the past year, did you have a spell or an attack when all of a sudden you felt frightened, anxious, or very uneasy when most people would not be afraid or anxious?

14. In the past year, did you ever have a spell or an attack when for no reason your heart suddenly started to race, you felt faint, or you couldn't catch your breath?


If yes, please explain

15. During your lifetime, as a child or adult, have you experienced or witnessed traumatic event(s) that involved harm to yourself or to others?

If yes: In the past year, have you been troubled by flashbacks, nightmares, or thoughts of the trauma?


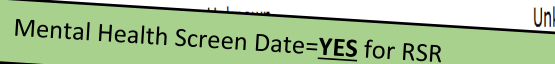
16. In the past 3 months, have you experienced any event(s) or received information that was so upsetting it affected how you cope with everyday life?

Refer to Mental Health Counseling Unknown



- Click on **“Save”** to save your data.
- Your read only screen should now look similar to the provided example below.

Substance Abuse and Mental Illness Symptoms Screener (SAMISS)


Date	Staff	Refer to Substance Abuse Treatment	Refer to Mental Health Counseling
10/20/2016			Unknown <input type="button" value="Edit"/>
<input type="button" value="New"/>			

Mental Health Screen Date=YES for RSR

- The example below shows a blank field for Mental Health Screening. Since there is no date, this would be counted as a “No” for the RSR reporting period.

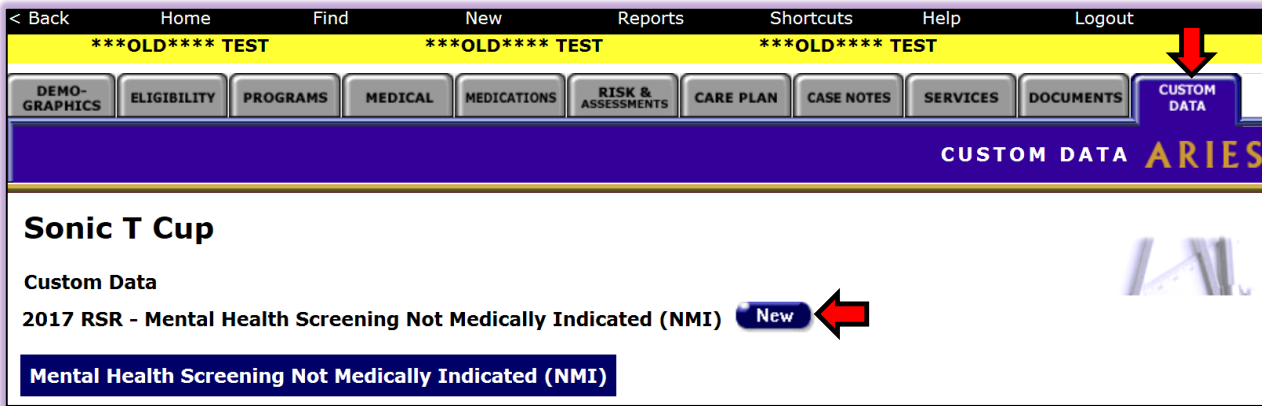
Substance Abuse and Mental Illness Symptoms Screener (SAMISS)

Date	Staff	Refer to Substance Abuse Treatment	Refer to Mental Health Counseling
<input type="button" value="New"/>			

 *Nothing entered for Mental Health or blank field=NO for RSR*

C. Custom Data:

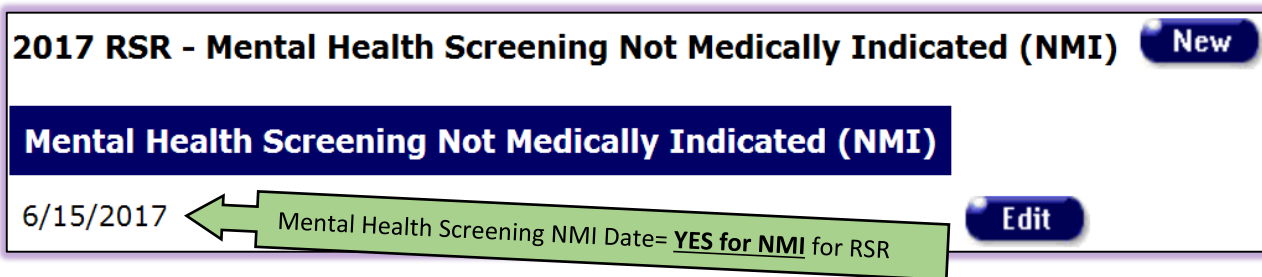
1. After logging in to ARIES, select the desired client/patient and click on the “Custom Data” tab. Locate the section labeled **2017 RSR - Mental Health Screening Not Medically Indicated (NMI)**.



2. Next, click on the “New” button which takes the user to the “2017 RSR - Mental Health Screening NMI” edit screen as seen below.



3. The 2017 RSR - Mental Health Screening NMI edit screen will require a date before saving. A date in this section would be sufficient for capturing “Not Medically Indicated” for Mental Health Screening for the 2017 reporting year (calendar year 1/1/2017-12/31/2017). Please enter a date that falls within this time frame.
4. Click on “Save” to save your data.
5. Your read only screen should now look similar to the provided example below after saving a date.



6. The example below shows a blank field for “2017 RSR-Mental Health Screening NMI”. Since there is no date, this would be counted as a “No” for NMI for the RSR.

